

# SCIM-C

---

Primary Source: Berryman, Clifford, "Untitled," Washington Evening Star, May 19, 1946.

Directions: There are five steps in the SCIM-C method. To complete each step, answer the four questions as best you can with just the information you can gather from the primary source. To complete step five, open the folder labeled "corroborating" for additional primary sources you need to answer the four questions

---

## 1. Summarizing

- What type of historical document is the source?
- What specific information, details and/or perspectives does the source provide?
- What is the subject and/or purpose of the source?
- Who was the author and/or audience of the source?

## 2. Contextualizing

- When and where was the source produced?
- Why was the source produced?
- What was happening within the immediate and broader context at the time the source was produced?
- What summarizing information can place the source in time and place?

### 3. Inferring

- What is suggested by the source?
- What interpretations may be drawn from the source?
- What perspectives or points of view are indicated in the source?
- What inferences may be drawn from absences or omissions in the source?

### 4. Monitoring


- What additional evidence beyond the source is necessary to answer the historical question?
- What ideas, images, or terms need further defining from the source?
- How useful or significant is the source for its intended purpose in answering the historical question?
- What questions from the previous stages need to be revisited in order to analyze the source satisfactorily?

### 5. Corroborating


- What similarities and differences between the sources exist?
- What factors could account for these similarities and differences?
- What conclusions can be drawn from the accumulated interpretations?
- What additional information or sources are necessary to answer more fully the guiding historical question?

# SCIM-C


## 1. Summarizing

A large, empty rectangular box with a thin black border, intended for the student to write a summary of the text.


## 2. Contextualizing

A large, empty rectangular box with a thin black border, intended for the student to provide context for the text.

### 3. Inferring



### 4. Monitoring



### 5. Corroborating

